
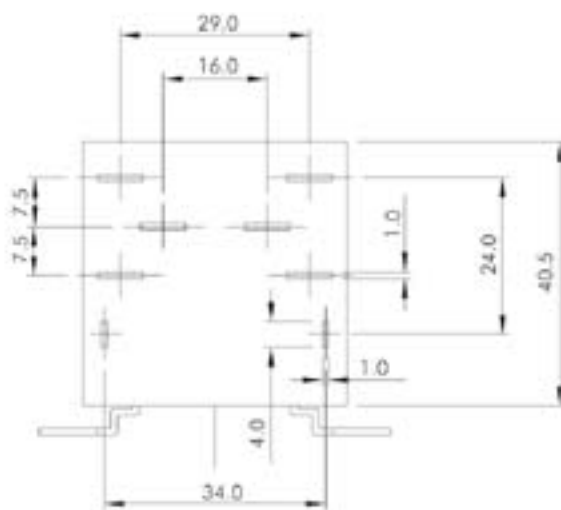
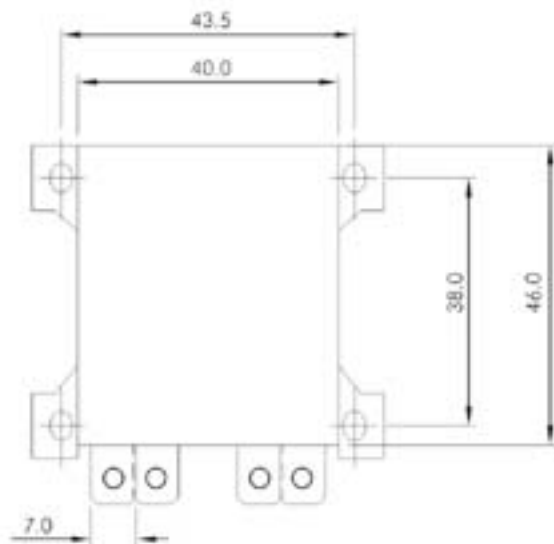


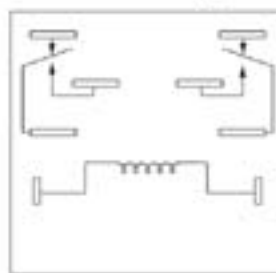


# Series JR2

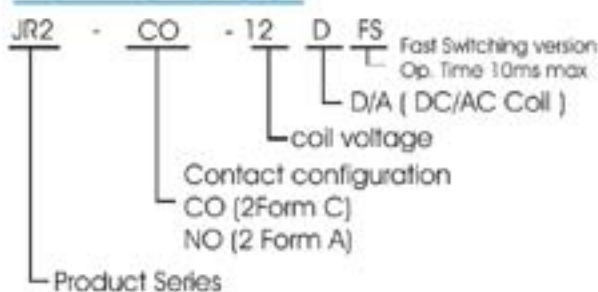
- Universal mounting clamp
- Non Plastic high temp. withstanding base
- Insert moulded terminals



### Electrical Diagram



### How To Order



### Contact Specifications

- 1) Configuration : 2 CO (2Form C)  
2 NO (2 Form A)
- 2) Contact Rating : 30A at 240 VAC/24VDC  
(Resistive) ( Higher AC voltage Contact rating  
Model also available )
- 3) Contact Resistance : 100 mohm max (initial)
- 4) Contact Material : Silver Alloy

### General Performance

- 1) Operate time : 30 msec max  
Fast Switching version : 10 msec max
- 2) Release time : 10 msec max
- 3) Life Expectancy  
Electrical : 5x10<sup>7</sup> Operations at  
rated load  
Mechanical : 10<sup>7</sup> Operations
- 4) Dielectric Strength  
Between Open  
Contacts : 1000 VAC  
Between Coil &  
Contact : 2000 VAC  
Between Any  
terminal & earth : 2000 VAC
- 5) Insulation Resistance : 1000 Mohm min  
at 500VDC,  
25°C &RH 50
- 6) Temp. Range : -40°C to + 70°C
- 7) Weight : 130 gms (approx.)
- 9) Mounting : Chassis mounting

### Coil Data (at 25°C)

Nominal coil voltage (VDC)	Coil resistance ohms(+/- 10%)		Pick up voltage max. (V DC)	Drop out voltage min.(VDC)
	CO	NO		
12V	80	100	80 % of nominal voltage	10 % of nominal voltage
18V	180	225		
24V	320	400		
Nominal coil power approx. (W)	1.8 W	1.4 W		

Various coil voltages available.  
AC coils also available  
Pick up Voltage for AC coil relays 85% max.  
Of nominal coil voltage

## TARA RELAYS PVT. LTD.

3, 2nd flr. Supreme Industrial Estate,  
Aranyeshwar corner, Satara Road. Pune- 411009  
Tel: 91-20-24223976 TeleFax: 91-20-24223978  
e-mail: info@tararelays.com Website: www.tararelays.com

All dimensions in mm, Tolerance ± 0.2 mm  
Specifications subject to change without notice.