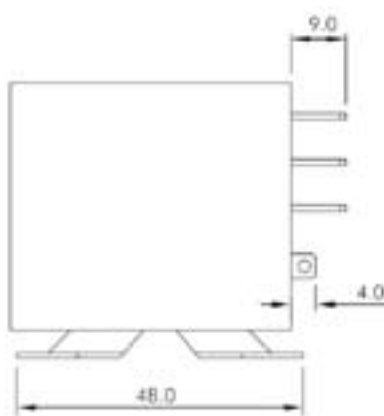
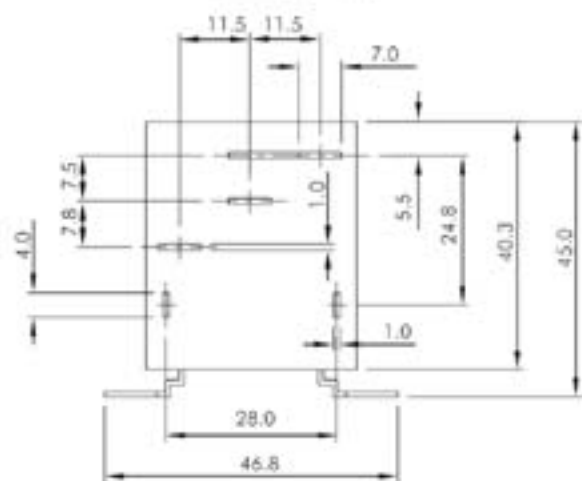
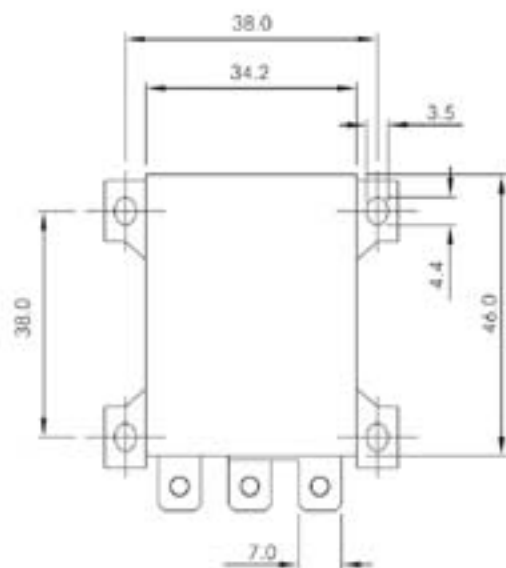


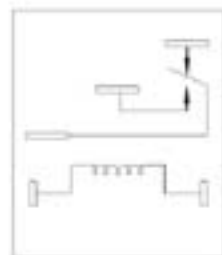


# Series Bk1

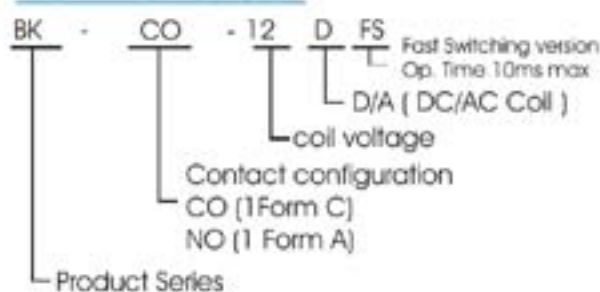
- Universal mounting clamp
- Non Plastic high temp. withstanding base
- Insert moulded terminals
- Screw / Solder / Q.C(6.3mm)Type Terminals



## Electrical Diagram



## How To Order



## Contact Specifications

- 1) Configuration : 1 CO (1Form C)  
1 NO (1 Form A)
- 2) Contact Rating : 20A at 240 VAC/24VDC  
(Resistive) ( Higher AC voltage Contact rating  
Model also available )
- 3) Contact Resistance : 100 mohm max (initial)
- 4) Contact Material : Silver Alloy

## General Performance

- 1) Operate time : 30 msec max  
Fast Switching version : 10 msec max
- 2) Release time : 10 msec max
- 3) Life Expectancy  
Electrical : 5x10<sup>4</sup> Operations at  
rated load  
Mechanical : 10<sup>6</sup> Operations
- 4) Dielectric Strength  
Between Open  
Contacts : 1000 VAC  
Between Coil &  
Contact : 2000 VAC  
Between Any  
terminal & earth : 2000 VAC
- 5) Insulation Resistance : 1000 Mohm min  
at 500VDC,  
25°C & RH 50
- 6) Temp. Range : -40°C to + 70°C
- 7) Weight : 110 gms (approx.)
- 9) Mounting : Chassis mounting

## Coil Data (at 25°C)

Nominal coil voltage (VDC)	Coil resistance ohms(+/- 10%)	Pick up voltage max. (V DC)	Drop out voltage min.(VDC)
	CO		
12V	120	80 % of nominal voltage	10 % of nominal voltage
18V	270		
24V	480		
Nominal coil power approx. (W)	1.2 W		

Various coil voltages available.

AC coils also available

Pick up Voltage for AC coil relays 85% max.  
Of nominal coil voltage

# TARA RELAYS PVT. LTD.

3, 2nd flr. Supreme Industrial Estate,  
Aranyeshwar corner, Satara Road. Pune- 411009  
Tel: 91-20-24223976 Tele Fax: 91-20-24223978,  
e-mail: info@tararelays.com Website: www.tararelays.com

All dimensions in mm, Tolerance  $\pm 0.2$  mm  
Specifications subject to change without notice.